

PEGAS<sup>®</sup>

BY  NPM

# BEER CASE

PROTECTIVE CASE  
FOR GLASS BOTTLE FILLING

MANUAL AND CARE

[www.beerinnovations.com](http://www.beerinnovations.com)



## Purpose

PEGAS BeerCase is a solution for safe filling of foaming beverages in glass bottles in volume from 0,7 to 1 liter. Maximum bottle neck diameter 39 mm. BeerCase compatible with all Pegas filling devices.

## Package contents

- Bottom flask
- Upper flask
- Centering rubber ring



## IMPORTANT NOTICES!

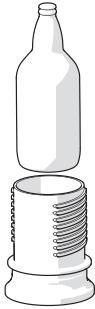
- Before filling please inspect glass bottle for possible damages: cracks, scratches, chipping, etc., as this may lead to bottle breakage during the filling using pressurised gas.

## Use of damaged bottle is prohibited!

- Put a glass bottle into the bottom flask. Make sure that bottle easily fits the flask and does not stuck.
- Before use please check the rubber centering ring is properly set in the neck of the upper flask.
- In case of bottle breakage inside the BeerCase during the filling it is recommended to replace BeerCase with the new one, as it could get damaged with bottle fragments and is no longer safe for further fillings.
- Use of BeerCase with cracks, chipping or deep scratches is prohibited.
- Please wash Pegas BeerCase after every use, and maintain it clean.

## Operations with PEGAS BeerCase:

1



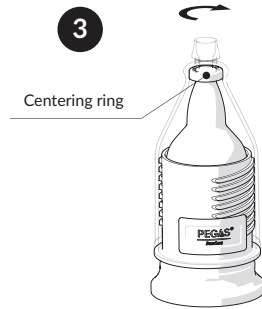
Put bottle into the bottom flask

2



Cover bottle with upper flask until bottle neck touched the centering ring.

3



Press the bottle turning upper flask clockwise.

If, when closing the PEGAS BeerCase, the upper and lower flasks abut each other with a thread, adjust the upper flask to align the thread and press the bottle down, then turn upper flask clockwise. The bottle should be firmly pressed against the centering rubber ring inside the PEGAS BeerCase.




4



Put PEGAS BeerCase in any PEGAS filling device and fill in the bottle according to filling device manual.

5



After the bottle is filled remove BeerCase and put it on horizontal surface.

6



Remove upper flask, take the bottle out and seal it with a proper cap to preserve quality of beverage.

Do not tilt PEGAS BeerCase with full bottle inside when holding and disassembling it as it may lead to beverage leak.



# PEG/S<sup>®</sup>

---

*BeerCase*



NPM International, Ltd. / NPM, Ltd.  
Tel.: +7 (383) 211 90 49  
[npm-group.com](http://npm-group.com) | [beerinnovations.com](http://beerinnovations.com)